精良的设备
SUPERIOR
Apparatus 今天的成功　明天奋斗的动力

casastilo

环形加热炉
ROTATING HEAT
Furnace 今天的成功　明天奋斗的动力

可实现单、双排布料，燃气采用天然气，炉温、炉压、流量为全自动控制，控制水平达到国内一流水平。

Single-or dual-feeding available,fueled by lpg,automated furnace-temperature.furnace-pressure and furnace flow, domestical-topping controlling performance.

精良的设备
SUPERIOR
Apparatus 今天的成功 明天奋斗的动力

穿孔机
PIERCING MILL

今天的成功 明天奋斗的动力

穿孔机组，自动调整、液压锁紧，具有穿孔过程稳定、毛管壁厚均匀等特点，处于国内同行领先地位。

The punching machine can be adjusted automatically and locked hydraulically.
This unit features in stable punching process, uniform hair canal wall thickness etc.
This machine is advanced at home.

精良的设备
SUPERIOR
Apparatus 今天的成功　明天奋斗的动力

轧管机
ACCU-ROLL MILL
今天的成功　明天奋斗的动力

采用锥形辊，大导盘，调整灵活，锁紧、平衡机构，均采用液压系统控制，方便可靠。

Conical roller,big disk,flexible adjustment,hydraulic-controlled lock system and balance system,easy and reliable operation.

微张力减径机 Slight-tensioned reducing mill

切管机 Pipe cutter

矫直机 Straightener

精良的设备

SUPERIOR Apparatus

今天的成功 明天奋斗的动力

冷床 Cooling bed

○ 扩管机 Pipe expander

◉ 水压试验机
Hydrostatic test equipments

○ 精良的设备 SUPERIOR Apparatus 今天的成功 明天奋斗的动力

◉ 超声波探伤机 Ultrasonic crack detector

◎ 漏磁探伤机 Leakage magnetic flow detector

casasiito

○ 冷拔车间 COLD-DRAW Workshop

今天的成功　明天奋斗的动力



◎ 无水冷退火炉 Anhydrous cold annealing furnace

◎ 冷拔机组 Cold drawn assembly

冷拔无缝钢管生产工艺流程图

COLD-DRAWING SEAMLESS STEEL PIPE
process flow chart

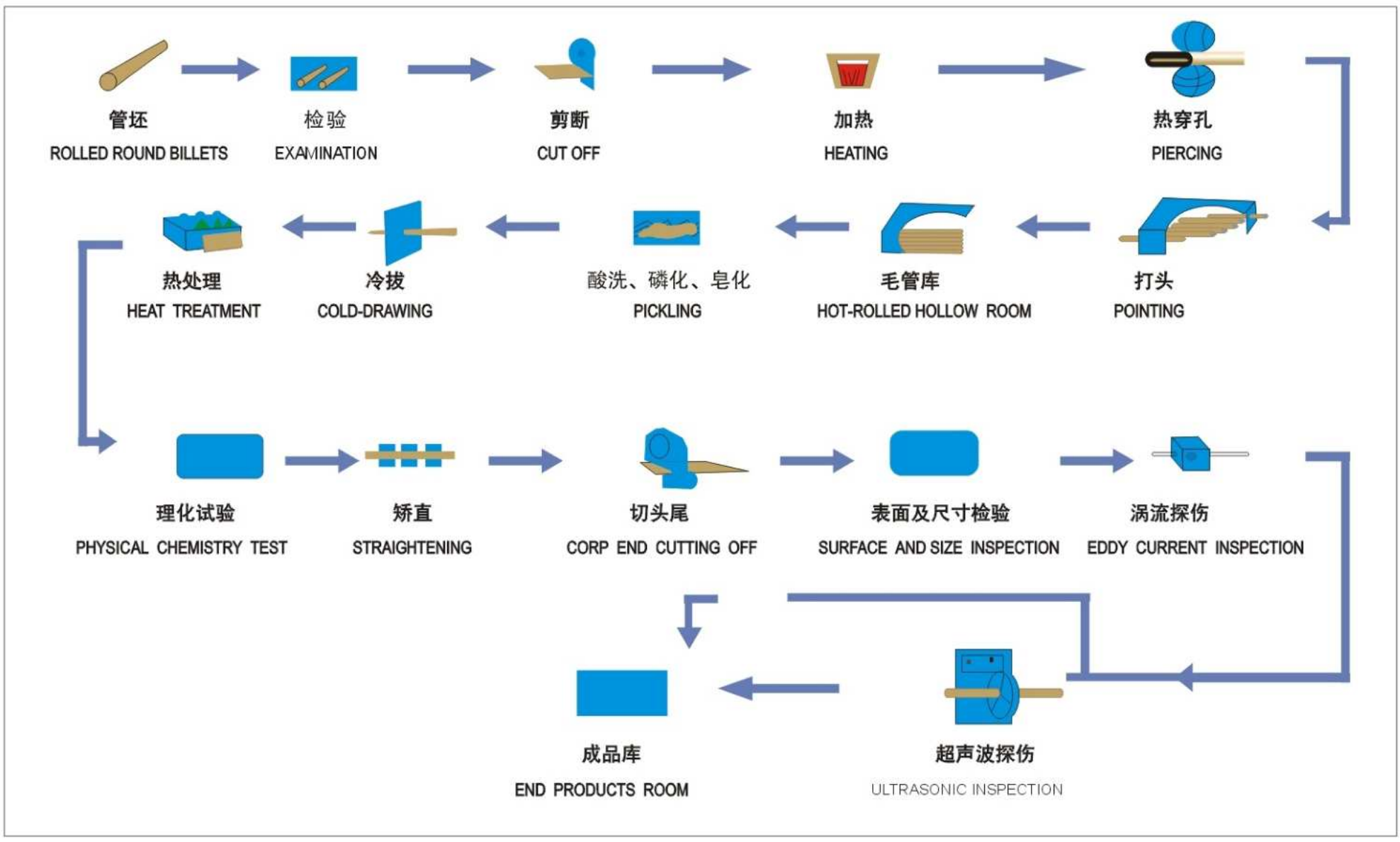

热轧无缝钢管生产工艺流程图

HOT-ROLLING SEAMLESS STEEL PIPE
process flow chart

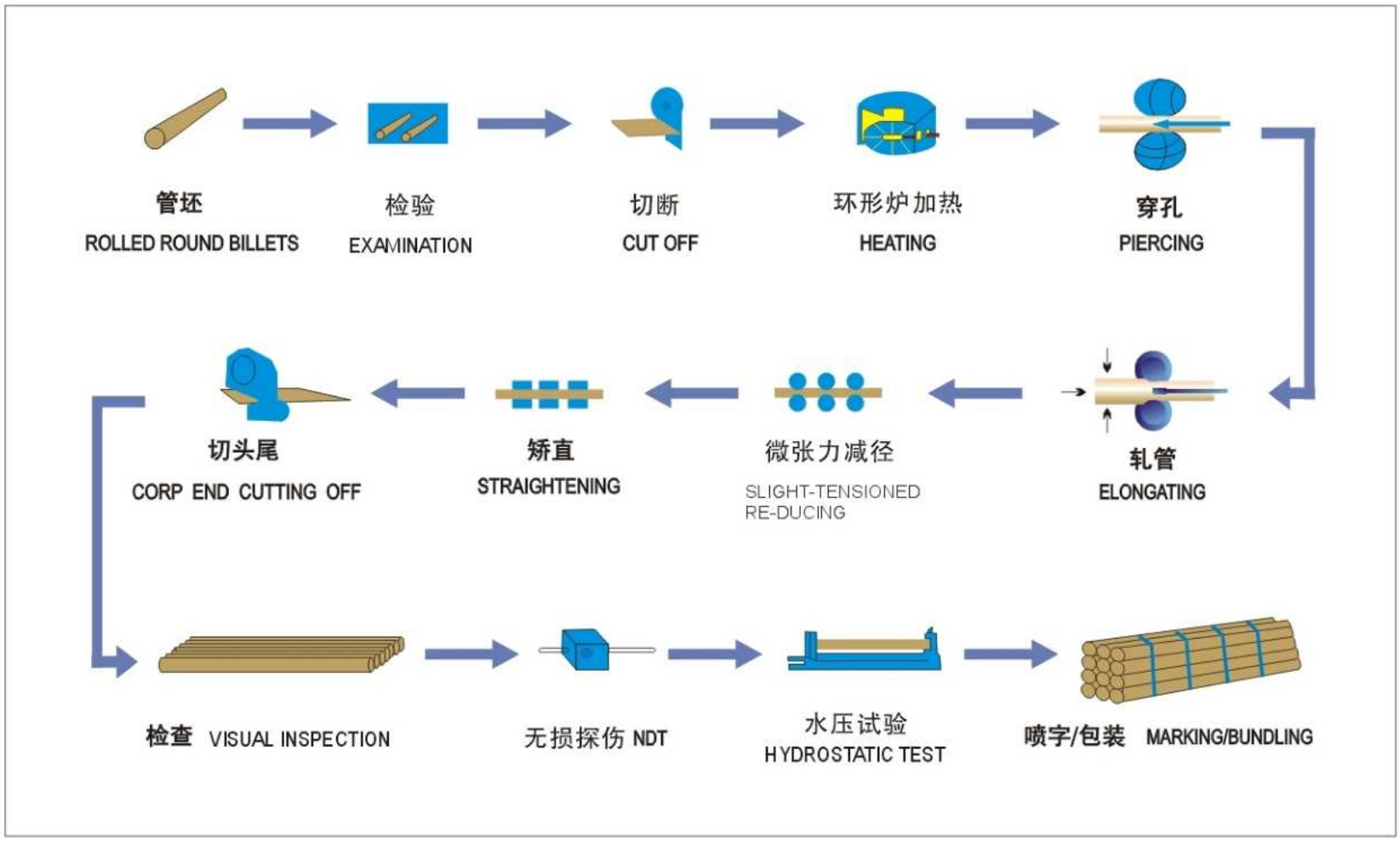

● 样品管

SAMPLE PIPE

今天的成功　明天奋斗的动力

产品展示

PRODUCT

display 今天的成功 明天奋斗的动力

产品展示
PRODUCT
display 今天的成功 明天奋斗的动力

热镀锌、车丝、加管箍的钢管 Hot Galvanized Pipes with Thread & Coupling

◉ 成品一库 Shipping department NO.1

◉ 成品二库 Shipping department NO.2

◉ 成品三库 Shipping department NO.3

原材料 MATERIAL

今天的成功 明天奋斗的动力

无缝钢管技术参数

TECHNICAL PARAMETERS OF SEAMLESS STEEL PIPE

公司常备材质：20#、Q345。技术标准：API 5L B、ASTM A106 GR.B，ASTM A53 GR.B，高压锅炉管GB5310-2009，化肥专用管GB6479-2013，石油裂化管GB9948-2013，低中压锅炉管GB3087-2008，流体管GB/T8163-2008，结构管GB/T8162-2008，液压支架管GB/T17396-2009。

A53 化学成份、机械性能 A53 Chemical components and mechanical property

标准 Standard	牌号 Trade mark	化学成份 Chemical components										机械性能 Mechanical property		
		C	Si	Mn	P	S	Cu	Ni	Mo	Cr	V	抗拉强度 Tensile Strength (Mpa)	屈服强度 Yield Strength (Mpa)	伸长率 Elongation (%)
ASTM A53	A	≤0.25	/	≤0.95	≤0.05	≤0.045	≤0.40	≤0.40	≤0.15	≤0.40	≤0.08	≥330	≥205	≥29.5
	B	≤0.30	/	≤1.2	≤0.05	≤0.045	≤0.40	≤0.40	≤0.15	≤0.40	≤0.08	≥415	≥240	≥29.5

A106 化学成份、机械性能 A106 Chemical components and mechanical property

标准 Standard	牌号 Trade mark	化学成份 Chemical components									机械性能 Mechanical property		
		C	Si	Mn	P、S	Cu	Ni	Mo	Cr	V	抗拉强度 Tensile Strength (Mpa)	屈服强度 Yield Strength (Mpa)	伸长率 Elongation (%)
ASTM A106	B	≤0.30	≥0.10	0.29～1.06	≤0.035	≤0.40	≤0.40	≤0.15	≤0.40	≤0.08	≥415	≥240	≥30
	C	≤0.35	≥0.10	0.29～1.06	≤0.035	≤0.40	≤0.40	≤0.15	≤0.40	≤0.08	≥485	≥275	≥30

A179 化学成份、机械性能 A179 Chemical components and mechanical property

标准 Standard	牌号 Trade mark	化学成份 Chemical components									机械性能 Mechanical property		
		C	Si	Mn	P、S	Cu	Ni	Mo	Cr	V	抗拉强度 Tensile Strength (Mpa)	屈服强度 Yield Strength (Mpa)	伸长率 Elongation (%)
ASTM A179	A179	0.06～0.18	/	0.27～0.63	≤0.035	/	/	/	/	/	≥325	≥180	35

A192 化学成份、机械性能 A192 Chemical components and mechanical property

标准 Standard	牌号 Trade mark	化学成份 Chemical components							机械性能 Mechanical property		
		C	Si	Mn	P、S	Cu	Ni	Mo	抗拉强度 Tensile Strength (Mpa)	屈服强度 Yield Strength (Mpa)	伸长率 Elongation (%)
ASTM A192	A192	0.06～0.18	≤0.25	0.27～0.63	≤0.035	/	/	/	≥325	≥180	≥35

The common materials: 20# and Q345. Technical Standard: API 5L B, ASTM A106 GR.B, ASTM A53 GR.B; High-pressure boiler pipe GB5310-2009, Special pipe for fertilizer making GB6479-2013, pipe for petroleum cracking GB9948-2013, low- and medium-pressure boiler pipe GB3087-2008, fluid pipe GB/T8163-2008, structural pipe GB/T8162-2008 and hydraulic support pipe GB/T17396-2009.

370 化学成份、机械性能 370 Chemical components and mechanical property

牌号 Trade mark	化学成份 Chemical components					机械性能 Mechanical property		
	C	Si	Mn	P	S	抗拉强度 Tensile Strength (Mpa)	屈服强度 Yield Strength (Mpa)	伸长率 Elongation (%)
STPG 370	≤0.25	≤0.35	0.30～0.90	≤0.040	≤0.040	≥370	≥216	30
STS 370	≤0.25	0.10～0.35	0.30～1.10	≤0.035	≤0.035	≥370	≥215	30
STPT 370	≤0.25	0.10～0.35	0.30～0.90	≤0.035	≤0.035	≥370	≥215	30

A213 化学成份、机械性能 A213 Chemical components and mechanical property

标准 Standard	牌号 Trade mark	化学成份 Chemical components									机械性能 Mechanical property		
		C	Si	Mn	P、S	Cu	Ni	Mo	Cr	V	抗拉强度 Tensile Strength (Mpa)	屈服强度 Yield Strength (Mpa)	伸长率 Elongation (%)
ASTM A213	A213T11	0.05～0.15	0.50～1.00	0.30～0.60	≤0.025	/	/	0.44～0.65	1.0～1.5	/	≥415	≥170	≥30
	A213T12	0.05～0.15	≤0.50	0.30～0.61	≤0.025	/	/	0.44～0.65	0.80～1.25	/	≥415	≥220	≥30
	A213T22	0.05～0.15	≤0.50	0.30～0.60	≤0.025	/	/	0.87～1.13	1.90～2.60	/	≥415	≥205	≥30

A210 化学成份、机械性能 A210 Chemical components and mechanical property

标准 Standard	牌号 Trade mark	化学成份 Chemical components									机械性能 Mechanical property		
		C	Si	Mn	P、S	Cu	Ni	Mo	Cr	V	抗拉强度 Tensile Strength (Mpa)	屈服强度 Yield Strength (Mpa)	伸长率 Elongation (%)
ASTM A210	A210A1	≤0.27	≥0.10	≤0.93	≤0.35	/	/	/	/	/	≥415	≥255	≥30
	A210C	≤0.35	≥0.10	0.29～1.06	≤0.35	/	/	/	/	/	≥485	≥275	≥30

无缝钢管技术参数

TECHNICAL PARAMETERS OF SEAMLESS STEEL PIPE

API 5L化学成份、机械性能 API 5L Chemical components and mechanical property PSL 1：

等级和类别 Class and Sort	化学成份 Chemical components				机械性能 Mechanical property			
					抗拉强度 Tensile Strength（Min）		屈服强度 Yield Strength（Min）	
	C（Max）	Mn（Max）	P（Max）	S（Max）	psi	Mpa	psi	Mpa
A25	0.21	0.60	0.030	0.030	45000	310	25400	175
A25P	0.21	0.60	0.045～0.080	0.030				
A	0.22	0.90	0.030	0.030	48600	335	30500	210
B	0.28	1.20	0.030	0.030	60200	415	35500	245
X42	0.28	1.30	0.030	0.030	60200	415	42100	290
X46	0.28	1.40	0.030	0.030	63100	435	46400	320
X52	0.28	1.40	0.030	0.030	66700	460	52200	360
X56	0.28	1.40	0.030	0.030	71100	490	56600	390
X60	0.28	1.40	0.030	0.030	75400	520	60200	415
X65	0.28	1.40	0.030	0.030	77600	535	65300	450
X70	0.28	1.40	0.030	0.030	82700	570	70300	485

API 5L化学成份、机械性能 API 5L Chemical components and mechanical property PSL 2：

等级和类别 Class and Sort	化学成份 Chemical components				机械性能 Mechanical property							
					抗拉强度 Tensile Strength（Min）		抗拉强度 Tensile Strength（Max）		屈服强度 Yield Strength（Min）		屈服强度 Yield Strength（Max）	
	C（Max）	Mn（Max）	P（Max）	S（Max）	Psi	Mpa	Psi	Mpa	Psi	Mpa	Psi	Mpa
BN	0.24	1.20	0.025	0.015	60200	415	95000	655	35500	245	65300	450
X42N	0.24	1.20	0.025	0.015	60200	415	95000	655	42100	290	71800	495
X46N	0.24	1.40	0.025	0.015	63100	435	95000	655	46400	320	76100	525
X52N	0.24	1.40	0.025	0.015	66700	460	110200	760	52200	360	76900	530
X56N	0.24	1.40	0.025	0.015	71100	490	110200	760	56600	390	79000	545
X60N	0.24	1.40	0.025	0.015	75400	520	110200	760	60200	415	81900	565
X65Q	0.18	1.70	0.025	0.015	77600	535	110200	760	65300	450	87000	600
X70Q	0.18	1.80	0.025	0.015	82700	570	110200	760	70300	485	92100	635
X80Q	0.18	1.90	0.025	0.015	90600	625	119700	825	80500	555	102300	705

API 5CT 化学成份、机械性能 API 5CT Chemical components and mechanical property

等级 Class	类别 Sort	化学成份 Chemical components													机械性能 Mechanical property				
		C		Mn		Mo		Cr		Ni	Cu	P	S	Si	屈服强度 Yield Strength（Mpa）		抗拉强度 Tensile Strength（Mpa）	硬度 Hardness	
		Min	Max	Min	Max	Min	Max	Min	Max	Max	Max	Max	Max	Max	Min	Max	Min	HRC	HBW /HBC
H40	/	/	/	/	/	/	/	/	/	/	/	0.030	0.030	/	276	552	414	/	/
J55	/	/	/	/	/	/	/	/	/	/	/	0.030	0.030	/	379	552	517	/	/
K55	/	/	/	/	/	/	/	/	/	/	/	0.030	0.030	/	379	552	655	/	/
N80	1	/	/	/	/	/	/	/	/	/	/	0.030	0.030	/	552	758	689	/	/
	Q	/	/	/	/	/	/	/	/	/	/	0.030	0.030	/	552	758	689	/	/
M65	/	/	/	/	/	/	/	/	/	/	/	0.030	0.030	/	448	586	586	22	235
L80	9Cr	/	0.15	0.30	0.60	0.90	1.10	8.0	10.00	0.50	0.25	0.020	0.010	1.00	552	655	655	23	241
	13Cr	0.15	0.22	0.25	1.00	/	/	12.0	14.00	0.50	0.25	0.020	0.010	1.00	552	655	655	23	241
C90	1	/	0.35	/	1.00	0.25	0.75	/	1.20	0.99	/	0.020	0.010	/	621	724	689	25.4	255
T95	1	/	0.35	/	1.20	0.25	0.85	0.40	1.50	0.99	/	0.020	0.010	/	655	758	724	25.4	255
P110	/	/	/	/	/	/	/	/	/	/	/	0.030	0.030	/	758	965	862	/	/

GB/T8163-2008 GB/T8162-2008 GB3087-2008外径壁厚允许偏差

表1 钢管的外径允许偏差　　单位为毫米

钢管种类	允许偏差
热轧（挤压、扩）钢管	±1%D或±0.50，取其中较大者
冷拔（轧）钢管	±1%D或±0.30，取其中较大者

热轧（挤压、扩）钢管壁厚允许偏差应符合表2的规定。

表2 热轧（挤压、扩）钢管壁厚允许偏差　　单位为毫米

钢管种类	钢管公称外径	S/D	允许偏差
热轧（挤压）钢管	≤102	-	±12.5%S或±0.40，取其中较大者
	>102	≤0.05	±15%S或±0.40，取其中较大者
		>0.05~0.10	±12.5%S或±0.40，取其中较大者
		>0.10	±12.5%S -10%S
热扩钢管	-		±15%S

冷拔（轧）钢管壁厚允许偏差应符合表3的规定。

表3 冷拔（轧）钢管壁厚允许偏差　　单位为毫米

钢管种类	钢管公称壁厚	允许偏差
冷拔（轧）钢管	≤3	±15%S -10%S 或±0.15，取其中较大者
	>3	±12.5%S -10%S

无缝钢管技术参数

TECHNICAL PARAMETERS OF SEAMLESS STEEL PIPE

GB9948-2006外径壁厚允许偏差

分类代号	制造方式	钢管公称尺寸		允许偏差	
				普通	高级
WH	热轧（挤压）钢管	外径（D）	≤50	±0.50	±0.30
			>50~159	±1%D	±0.75%D
			>159	±1%D	±0.9%D
		壁厚（S）	≤20	+15%S −10%S	±10%S
			>20	+12.5%S −10%S	±10%S
	热扩钢管	外径（D）	全部	±1%D	
		壁厚（S）	全部	±15%S	
WC	冷拔（轧）钢管	外径（D）	14~30	±0.20	±0.15
			>30~50	±0.30	±0.25
			>50	±0.75%D	±0.6%D
		壁厚（S）	≤3.0	+12.5%S −10%S	±10%S
			>3.0	±10%S	±7.5%S

ASTM A106/A53外径壁厚允许偏差（单位为毫米）

10.3-48.3	-0.8+0.4	48.3-114.3	-0.8+0.8
114.3-219.1	-0.8+1.6	219.1-457	-0.8+2.4
457-660	-0.8+3.2		

壁厚下限-12.5%

All Kinds of Standards of Seamless Steel Pipe
Chemical Composition and Mechanical Properties
各种标准无缝钢管的化学成分及力学性能

STRUCTURAL PIPE 结构管

Trade mark 牌号	Chemical composition(Smelt analysis) 化学成分（熔炼分析）%							
	C	Si	Mn	P	S	Cr	Ni	Cu
				Max 不大于				
10	0.07-0.13	0.17-0.37	0.35-0.65	0.035	0.035	0.15	0.30	0.25
20	0.17-0.23	0.17-0.37	0.35-0.65	0.035	0.035	0.25	0.30	0.25
35	0.32-0.39	0.17-0.37	0.50-0.80	0.035	0.035	0.25	0.30	0.25
45	0.42-0.50	0.17-0.37	0.50-0.80	0.035	0.035	0.25	0.30	0.25

Trade mark 牌号	Mechanical properties 力学性能						
	Tensile strength 抗拉强度 MPa	Yield point 屈服点 Mpa Min. 不小于 Wall thickness 壁厚（mm）			Percentage elongation 伸长率（Lo=6do）% Min 不小于	Distance Between Plates Fir Flattening Tests (H) 压扁试验平板间距离 H(mm)	Standards adopted 采用标准
		≤16mm	>16-30mm	>30mm			
10	≥335	205	195	185	24	2/3D	GB8162
20	≥410	245	235	225	20	2/3D	
35	≥510	305	295	285	17	-	
45	≥590	335	325	315	14	-	

All Kinds of Standards of Seamless Steel Pipe
Chemical Composition and Mechanical Properties
各种标准无缝钢管的化学成分及力学性能

BOILER TUBE 锅炉管

Trade mark 牌号	Steel tube classification 钢管类别	Chemical composition(Smelt analysis) 化学成分（熔炼分析）%							
		C	Si	Mn	P	S	Cr	Mo	V
					Max.不大于				
10	Midium-Low Pressure Boiler Tube 中低压锅炉管	0.07-0.13	0.17-0.37	0.35-0.65	0.035	0.035	0.15	-	-
20		0.17-0.23	0.17-0.37	0.35-0.65	0.035	0.035	0.25	-	-
20G	High Pressure Boiler tube 高压锅炉管	0.17-0.23	0.17-0.37	0.35-0.65	0.025	0.015	-	-	-

Trade mark 牌号	Mechanical properties 力学性能					
	Tensile strength 抗拉强度 MPa	The Yield point for following tubes with various wall thichness 下列壁厚（mm）钢管的屈服点 Mpa Min. J不小于		Percentage elongation 伸长率 δ5% Lo=5do ‰ Min. 不小于	Impact toughness value (DVM-Sample) 冲击韧性值 (DVM-试样) (纵向)J Min. 不小于	Standards adopted 采用标准
		≤16	>16			
10	335-475	205	195	24	-	GB3087
20	410-550	245	235	20	-	GB3087
20G	410-550	245		24	40	GB5310

FIUID TRANSFERING PIPE 流体输送管

Trade mark 牌号	Chemical composition(Smelt analysis) 化学成分（熔炼分析）%							
	C	Si	Mn	P	S	Cr	Ni	Cu
				Max. 不大于				
20	0.17-0.23	0.17-0.37	0.35-0.65	0.035	0.035	0.25	0.30	0.25

Trade mark 牌号	Mechanical properties 力学性能				
	Tensile strength 抗拉强度 MPa	Yield point 屈服点 Mpa Min. 不小于 Wall thickness 壁厚（mm）		Percentage elongation 伸长率（Lo=6do）% Min. 不小于	Standards adopted 采用标准
		≤16	>16		
20	410~530	245	235	20	GB8163

无缝钢管技术参数

TECHNICAL PARAMETERS OF SEAMLESS STEEL PIPE

Size and Weight of Seamless Roll Steel Pipe
无缝轧制钢管的尺寸和重量

ASME B36.10M-1996

Nominal Diameter 公称直径		Outside Diameter 外径		标准厚（STD） 加厚（XS） 特加厚（XXS）	Sch.no 管壁厚度号	Wall Thickness 壁厚		Nominal Weight 公称重量	
NPS	DN	in.英寸	mm毫米			in.英寸	mm毫米	lb/ft磅/英尺	kg/m千克/米
1/8	···	0.405	10.3	···	10	0.049	1.24	0.19	0.28
1/8	···	0.405	10.3	···	30	0.057	1.45	0.21	0.32
1/8	···	0.405	10.3	STD	40	0.068	1.73	0.24	0.37
1/8	···	0.405	10.3.	XS	80	0.095	2.41	0.31	0.47
1/4	···	0.540	13.7	···	10	0.065	1.65	0.33	0.49
1/4	···	0.540	13.7	···	30	0.073	1.85	0.36	0.54
1/4	···	0.540	13.7	STD	40	0.088	2.24	0.42	0.63
1/4	···	0.540	13.7	XS	80	0.119	3.02	0.54	0.80
3/8	10	0.675	17.1	···	10	0.065	1.65	0.42	0.63
3/8	10	0.675	17.1	···	30	0.073	1.85	0.47	0.70
3/8	10	0.675	17.1	STD	40	0.091	2.31	0.57	0.84
3/8	10	0.675	17.1	XS	80	0.126	3.20	0.74	1.10
1/2	15	0.840	21.3	···	10	0.083	2.11	0.67	1.00
1/2	15	0.840	21.3	···	30	0.095	2.41	0.76	1.12
1/2	15	0.840	21.3	STD	40	0.109	2.77	0.85	1.27
1/2	15	0.840	21.3	XS	80	0.147	3.73	1.09	1.62
1/2	15	0.840	21.3	···	160	0.188	4.78	1.31	1.95
1/2	15	0.840	21.3	XXS	···	0.294	7.47	1.71	2.55
3/4	20	1.050	26.7	···	10	0.083	2.11	0.86	1.28
3/4	20	1.050	26.7	···	30	0.095	2.41	0.97	1.44
3/4	20	1.050	26.7	STD	40	0.113	2.87	1.13	1.69
3/4	20	1.050	26.7	XS	80	0.154	3.91	1.47	2.20
3/4	20	1.050	26.7	···	160	0.219	5.56	1.94	2.90
3/4	20	1.050	26.7	XXS	···	0.308	7.82	2.44	3.64
1	25	1.315	33.4	···	10	0.109	2.77	1.40	2.09
1	25	1.315	33.4	···	30	0.114	2.90	1.46	2.18
1	25	1.315	33.4	STD	40	0.133	3.38	1.68	2.50
1	25	1.315	33.4	XS	80	0.179	4.55	2.17	3.24
1	25	1.315	33.4	···	160	0.250	6.35	2.84	4.24
1	25	1.315	33.4	XXS	···	0.358	9.09	3.66	5.45
11/4	32	1.660	42.2	···	10	0.109	2.77	1.81	2.70
11/4	32	1.660	42.2	···	30	0.117	2.97	1.93	2.87
11/4	32	1.660	42.2	STD	40	0.140	3.56	2.27	3.39
11/4	32	1.660	42.2	XS	80	0.191	4.85	3.00	4.47
11/4	32	1.660	42.2	···	160	0.250	6.35	3.76	5.61
11/4	32	1.660	42.2	XXS	···	0.382	9.70	5.21	7.77
11/2	40	1.900	48.3	···	10	0.109	2.77	2.09	3.11
11/2	40	1.900	48.3	···	30	0.125	3.18	2.37	3.53

Size and Weight of Seamless Roll Steel Pipe
无缝轧制钢管的尺寸和重量

ASME B36.10M-1996

Nominal Diameter 公称直径		Outside Diameter 外径		标准厚（STD） 加厚（XS） 特加厚（XXS）	Sch.no 管壁厚度号	Wall Thickness 壁厚		Nominal Weight 公称重量	
NPS	DN	in.英寸	mm毫米			in.英寸	mm毫米	lb/ft磅/英尺	kg/m千克/米
11/2	40	1.900	48.3	STD	40	0.145	3.68	2.72	4.05
11/2	40	1.900	48.3	XS	80	0.200	5.08	3.63	5.41
11/2	40	1.900	48.3	···	160	0.281	7.14	4.86	7.25
11/2	40	1.900	48.3	XXS	···	0.400	10.15	6.41	9.56
2	50	2.375	60.3	···	···	0.083	2.11	2.03	3.03
2	50	2.375	60.3	···	10	0.109	2.77	2.64	3.93
2	50	2.375	60.3	···	30	0.125	3.18	3.00	4.48
2	50	2.375	60.3	···	···	0.141	3.58	3.36	5.01
2	50	2.375	60.3	STD	40	0.154	3.91	3.65	5.44
2	50	2.375	60.3	···	···	0.172	4.37	4.05	6.03
2	50	2.375	60.3	···	···	0.188	4.78	4.39	6.54
2	50	2.375	60.3	XS	80	0.218	5.54	5.02	7.48
2	50	2.375	60.3	···	···.	0.250	6.35	5.67	8.45
2	50	2.375	60.3	···	···	0.281	7.14	6.28	9.36
2	50	2.375	60.3	···	160	0.344	8.74	7.46	11.11
2	50	2.375	60.3	XXS	···	0.436	11.07	9.03	13.44
21/2	65	2.875	73.0	···	···	0.109	2.77	3.22	4.80
21/2	65	2.875	73.0	···	10	0.120	3.05	3.53	5.26
21/2	65	2.875	73.0	···	···	0.125	3.18	3.67	5.48
21/2	65	2.875	73.0	···	···	0.141	3.58	4.12	6.13
21/2	65	2.875	73.0	···	···	0.156	3.96	4.53	6.74
21/2	65	2.875	73.0	···	···	0.172	4.37	4.97	7.40
21/2	65	2.875	73.0	···	30	0.188	4.78	5.40	8.04
21/2	65	2.875	73.0	STD	40	0.203	5.16	5.79	8.63
21/2	65	2.875	73.0	···	···	0.216	5.49	6.13	9.14
21/2	65	2.875	73.0	···	···	0.250	6.35	7.01	10.44
21/2	65	2.875	73.0	XS	80	0.276	7.01	7.66	11.41
21/2	65	2.875	73.0	···	160	0.375	9.35	10.01	14.92
21/2	65	2.875	73.0	XXS	···	0.552	14.02	13.69	20.39
3	80	3.500	88.9	···	···	0.172	4.37	6.11	9.11
3	80	3.500	88.9	···	30	0.188	4.78	6.65	9.29
3	80	3.500	88.9	STD	40	0.216	5.49	7.58	11.29
3	80	3.500	88.9	···	···	0.250	6.35	8.68	12.93
3	80	3.500	88.9	···	···	0.281	7.14	9.66	14.40
3	80	3.500	88.9	XS	80	0.300	7.62	10.25	15.27
3	80	3.500	88.9	···	160	0.438	11.13	14.32	21.35
3	80	3.500	88.9	XXS	···	0.600	15.24	18.58	27.68
31/2	···	4.00	101.6	···	30	0.188	4.78	7.65	11.41
31/2	···	4.00	101.6	STD	40	0.226	5.74	9.11	13.57
31/2	···	4.00	101.6	···	···	0.250	6.35	10.01	14.92
31/2	···	4.00	101.6	···	···	0.281	7.14	11.16	16.63
31/2	···	4.00	101.6	XS	80	0.318	8.08	12.50	18.63

无缝钢管技术参数

TECHNICAL PARAMETERS OF SEAMLESS STEEL PIPE

Size and Weight of Seamless Roll Steel Pipe
无缝轧制钢管的尺寸和重量

ASME B36.10M-1996

Nominal Diameter 公称直径		Outside Diameter 外径		标准厚（STD）加厚（XS）特加厚（XXS）	Sch.no 管壁厚度号	Wall Thickness 壁厚		Nominal Weight 公称重量	
NPS	DN	in.英寸	mm毫米			in.英寸	mm毫米	lb/ft磅/英尺	kg/m千克/米
4	100	4.500	114.3	···	30	0.188	4.78	8.66	12.91
4	100	4.500	114.3	···	···	0.203	5.16	9.32	13.89
4	100	4.500	114.3	···	···	0.219	5.56	10.01	14.91
4	100	4.500	114.3	STD	40	0.237	6.02	10.79	16.07
4	100	4.500	114.3	···	···	0.250	6.35	11.35	16.90
4	100	4.500	114.3	···	···	0.281	7.14	12.66	18.87
4	100	4.500	114.3	···	···	0.312	7.92	13.96	20.78
4	100	4.500	114.3	XS	80	0.337	8.56	14.98	22.32
4	100	4.500	114.3	···	120	0.438	11.13	19.00	28.32
4	100	4.500	114.3	···	160	0.531	13.49	22.51	33.54
4	100	4.500	114.3	XXS	···	0.674	17.12	27.54	41.03
5	125	5.563	141.3	···	···	0.188	4.78	10.79	16.09
5	125	5.563	141.3	···	···	0.219	5.56	12.50	18.61
5	125	5.563	141.3	STD	40	0.258	6.55	14.62	21.77
5	125	5.563	141.3	···	···	0.281	7.14	15.85	23.62
5	125	5.563	141.3	···	···	0.312	7.92	17.50	26.05
5	125	5.563	141.3	···	···	0.344	8.74	19.17	28.57
5	125	5.563	141.3	XS	80	0.375	9.53	20.78	30.97
5	125	5.563	141.3	···	120	0.500	12.70	27.04	40.28
5	125	5.563	141.3	···	160	0.625	15.88	32.96	49.11
5	125	5.563	141.3	XXS	···	0.750	19.05	38.55	57.43
6	150	6.625	168.3	···	···	0.203	5.16	13.92	20.76
6	150	6.625	168.3	···	···	0.219	5.56	14.98	22.31
6	150	6.625	168.3	···	···	0.250	6.35	17.02	25.36
6	150	6.625	168.3	STD	40	0.280	7.11	18.97	28.26
6	150	6.625	168.3	···	···	0.312	7.92	21.04	31.32
6	150	6.625	168.3	···	···	0.344	8.74	23.08	34.39
6	150	6.625	168.3	···	···	0.375	9.53	25.03	37.31
6	150	6.625	168.3	XS	80	0.432	10.97	28.57	42.56
6	150	6.625	168.3	···	···	0.500	12.70	32.71	48.73
6	150	6.625	168.3	···	120	0.562	14.27	36.39	54.20
6	150	6.625	168.3	···	···	0.625	15.88	40.05	59.69
6	150	6.625	168.3	···	160	0.719	18.26	45.35	67.56
6	150	6.625	168.3	···	···	0.750	19.05	47.06	70.11
6	150	6.625	168.3	XXS	···	0.864	21.95	53.16	79.22
6	150	6.625	168.3	···	···	0.875	22.23	53.73	80.07
8	200	8.625	219.1	···	20	0.250	6.35	22.36	33.31
8	200	8.625	219.1	···	30	0.277	7.04	24.70	36.81
8	200	8.625	219.1	···	···	0.312	7.92	27.70	41.24
8	200	8.625	219.1	STD	40	0.322	8.18	28.55	42.55
8	200	8.625	219.1	···	···	0.344	8.74	30.42	45.34
8	200	8.625	219.1	···	···	0.375	9.53	33.04	49.25
8	200	8.625	219.1	···	60	0.406	10.31	35.64	53.08
8	200	8.625	219.1	···	···	0.438	11.13	38.30	57.08
8	200	8.625	219.1	XS	80	0.500	12.70	43.39	64.64
8	200	8.625	219.1	···	···	0.562	14.27	48.40	72.08

Size and Weight of Seamless Roll Steel Pipe
无缝轧制钢管的尺寸和重量

ASME B36.10M-1996

Nominal Diameter 公称直径		Outside Diameter 外径		标准厚（STD）加厚（XS）特加厚（XXS）	Sch.no 管壁厚度号	Wall Thickness 壁厚		Nominal Weight 公称重量	
NPS	DN	in.英寸	mm毫米			in.英寸	mm毫米	lb/ft磅/英尺	kg/m千克/米
8	200	8.625	219.1	···	100	0.594	15.09	50.95	75.92
8	200	8.625	219.1	···	···	0.625	15.88	53.40	79.58
8	200	8.625	219.1	···	120	0.719	18.26	60.71	90.44
8	200	8.625	219.1	···	···	0.750	19.05	63.08	93.98
8	200	8.625	219.1	···	140	0.812	20.62	67.76	100.92
8	200	8.625	219.1	XXS	···	0.875	22.23	72.42	107.92
8	200	8.625	219.1	···	160	0.906	23.01	74.69	111.27
8	200	8.625	219.1	···	···	1.000	25.40	81.44	121.33
10	250	10.750	273.0	···	20	0.250	6.35	28.04	41.77
10	250	10.750	273.0	···	···	0.279	7.09	31.20	46.51
10	250	10.750	273.0	···	30	0.307	7.80	34.24	51.03
10	250	10.750	273.0	···	···	0.344	8.74	38.23	56.98
10	250	10.750	273.0	STD	40	0.365	9.27	40.48	60.31
10	250	10.750	273.0	···	···	0.438	11.13	48.24	71.90
10	250	10.750	273.0	XS	60	0.500	12.70	54.74	81.55
10	250	10.750	273.0	···	···	0.562	14.27	61.15	91.08
10	250	10.750	273.0	···	80	0.594	15.09	64.43	96.01
10	250	10.750	273.0	···	···	0.625	15.88	67.58	100.73
10	250	10.750	273.0	···	100	0.719	18.26	77.03	114.75
10	250	10.750	273.0	···	···	0.812	20.62	86.18	128.38
10	250	10.750	273.0	···	120	0.844	21.44	89.29	133.06
10	250	10.750	273.0	···	···	0.875	22.23	92.28	137.52
10	250	10.750	273.0	···	···	0.938	23.83	98.30	146.48
10	250	10.750	273.0	XXS	140	1.000	25.40	104.13	155.15
10	250	10.750	273.0	···	160	1.125	28.58	115.64	172.33
10	250	10.750	273.0	···	···	1.250	31.75	126.83	188.97
12	300	12.750	323.8	···	20	0.250	6.35	33.38	49.73
12	300	12.750	323.8	···	···	0.281	7.14	37.42	55.77
12	300	12.750	323.8	···	···	0.312	7.92	41.45	61.71
12	300	12.750	323.8	···	30	0.330	8.38	43.77	65.20
12	300	12.750	323.8	···	···	0.344	8.74	45.58	67.93
12	300	12.750	323.8	STD	···	0.375	9.53	49.56	73.88
12	300	12.750	323.8	···	40	0.406	10.31	53.52	79.73
12	300	12.750	323.8	···	···	0.438	11.13	57.59	85.82
12	300	12.750	323.8	XS	···	0.500	12.70	65.42	97.46
12	300	12.750	323.8	···	60	0.562	14.27	73.15	108.96
12	300	12.750	323.8	···	···	0.625	15.88	80.93	120.62
12	300	12.750	323.8	···	80	0.688	17.48	88.63	132.08
12	300	12.750	323.8	···	···	0.750	19.05	96.12	143.21
12	300	12.750	323.8	···	···	0.812	20.62	103.53	154.21
12	300	12.750	323.8	···	100	0.844	21.44	107.32	159.91
12	300	12.750	323.8	···	···	0.875	22.23	110.97	165.37
12	300	12.750	323.8	···	···	0.938	23.83	118.33	176.33
12	300	12.750	323.8	XXS	120	1.000	25.40	125.49	186.97

无缝钢管技术参数

TECHNICAL PARAMETERS OF SEAMLESS STEEL PIPE

Size and Weight of Seamless Roll Steel Pipe
无缝轧制钢管的尺寸和重量

ASME B36.10M-1996

Nominal Diameter 公称直径		Outside Diameter 外径		标准厚（STD）加厚（XS）特加厚（XXS）	Sch.no 管壁厚度号	Wall Thickness 壁厚		Nominal Weight 公称重量	
NPS	DN	in.英寸	mm毫米			in.英寸	mm毫米	lb/ft磅/英尺	kg/m千克/米
12	300	12.750	323.8	···	···	1.062	26.97	132.57	197.48
12	300	12.750	323.8	···	140	1.125	28.58	139.67	208.14
12	300	12.750	323.8	···	···	1.250	31.75	153.53	228.74
12	300	12.750	323.8	···	160	1.312	33.32	160.27	238.76
14	350	14.000	355.6	···	10	0.250	6.35	36.71	54.69
14	350	14.000	355.6	···	···	0.281	7.14	41.17	61.35
14	350	14.000	355.6	···	20	0.312	7.92	45.61	67.90
14	350	14.000	355.6	···	···	0.344	8.74	50.17	74.76
14	350	14.000	355.6	STD	30	0.375	9.53	54.57	81.33
14	350	14.000	355.6	···	···	0.406	10.31	58.94	87.79
14	350	14.000	355.6	···	40	0.438	11.13	63.44	94.55
14	350	14.000	355.6	···	···	0.469	11.91	67.78	100.94
14	350	14.000	355.6	XS	···	0.500	12.70	72.09	107.39
14	350	14.000	355.6	···	···	0.562	14.27	80.66	120.11
14	350	14.000	355.6	···	60	0.594	15.09	85.05	126.71
14	350	14.000	355.6	···	···	0.625	15.88	89.28	133.03
14	350	14.000	355.6	···	···	0.688	17.48	97.81	145.75
14	350	14.000	355.6	···	80	0.750	19.05	106.13	158.10
14	350	14.000	355.6	···	···	0.812	20.62	114.37	170.33
14	350	14.000	355.6	···	···	0.875	22.23	122.65	182.75
14	350	14.000	355.6	···	100	0.938	23.83	130.85	194.96
14	350	14.000	355.6	···	···	1.000	25.40	138.84	206.83
14	350	14.000	355.6	···	···	1.062	26.97	146.74	218.57
14	350	14.000	355.6	···	120	1.094	27.79	150.79	224.65
14	350	14.000	355.6	···	···	1.125	28.58	154.69	230.48
14	350	14.000	355.6	···	140	1.250	31.75	170.21	253.56
14	350	14.000	355.6	···	160	1.406	35.71	189.11	281.70
14	350	14.000	355.6	···	···	2.000	50.80	256.32	381.83
14	350	14.000	355.6	···	···	2.125	53.98	269.50	401.50
14	350	14.000	355.6	···	···	2.200	55.88	277.25	413.01
14	350	14.000	355.6	···	···	2.500	63.50	307.05	457.40
16	400	16.000	406.4	···	···	0.281	7.14	47.17	70.30
16	400	16.000	406.4	···	20	0.312	7.92	52.27	77.83
16	400	16.000	406.4	···	···	0.344	8.74	57.52	85.71
16	400	16.000	406.4	STD	30	0.375	9.53	62.58	93.27
16	400	16.000	406.4	···	···	0.406	10.31	67.62	100.70
16	400	16.000	406.4	···	···	0.438	11.13	72.80	108.49
16	400	16.000	406.4	···	···	0.469	11.91	77.79	115.86
16	400	16.000	406.4	XS	40	0.500	12.70	82.77	123.30
16	400	16.000	406.4	···	···	0.562	14.27	92.66	137.99
16	400	16.000	406.4	···	···	0.625	15.88	102.63	152.93
16	400	16.000	406.4	···	60	0.656	16.66	107.50	160.12
16	400	16.000	406.4	···	···	0.688	17.48	112.51	167.65
16	400	16.000	406.4	···	···	0.750	19.05	122.15	181.97
16	400	16.000	406.4	···	···	0.812	20.62	131.71	196.16
16	400	16.000	406.4	···	80	0.844	21.44	136.61	203.53

Size and Weight of Seamless Roll Steel Pipe
无缝轧制钢管的尺寸和重量

ASME B36.10M-1996

Nominal Diameter 公称直径		Outside Diameter 外径		标准厚（STD）加厚（XS）特加厚（XXS）	Sch.no 管壁厚度号	Wall Thickness 壁厚		Nominal Weight 公称重量	
NPS	DN	in.英寸	mm毫米			in.英寸	mm毫米	lb/ft磅/英尺	kg/m千克/米
16	400	16.000	406.4	···	···	0.875	22.23	141.34	210.60
16	400	16.000	406.4	···	···	0.938	23.83	150.89	224.82
16	400	16.000	406.4	···	···	1.000	25.40	160.20	238.64
16	400	16.000	406.4	···	100	1.031	26.19	164.82	245.56
16	400	16.000	406.4	···	···	1.062	26.97	169.43	252.35
18	450	18.000	457	···	···	0.281	7.14	53.18	79.21
18	450	18.000	457	···	20	0.312	7.92	58.94	87.71
18	450	18.000	457	···	···	0.344	8.74	64.87	96.61
18	450	18.000	457	STD	···	0.375	9.53	70.59	105.16
18	450	18.000	457	···	···	0.406	10.31	76.29	113.57
18	450	18.000	457	···	30	0.438	11.13	82.15	122.38
18	450	18.000	457	···	···	0.469	11.91	87.81	130.72
18	450	18.000	457	XS	···	0.500	12.70	93.45	139.15
18	450	18.000	457	···	40	0.562	14.27	104.67	155.80
18	450	18.000	457	···	···	0.625	15.88	115.98	172.74
18	450	18.000	457	···	···	0.688	17.48	127.21	189.46
18	450	18.000	457	···	60	0.750	19.05	138.17	205.74
18	450	18.000	457	···	···	0.812	20.62	149.06	221.89
18	450	18.000	457	···	···	0.875	22.23	160.03	238.34
18	450	18.000	457	···	80	0.938	23.83	170.92	254.55
18	450	18.000	457	···	···	1.000	25.40	181.56	270.34
18	450	18.000	457	···	···	1.062	26.97	192.11	286.00
18	450	18.000	457	···	···	1.125	28.58	202.75	301.94
18	450	18.000	457	···	100	1.156	29.36	207.96	309.62
18	450	18.000	457	···	···	1.188	30.18	213.31	317.66
20	500	20.000	508	···	···	0.344	8.74	72.21	107.60
20	500	20.000	508	STD	20	0.375	9.53	78.60	117.15
20	500	20.000	508	···	···	0.406	10.31	84.96	126.53
20	500	20.000	508	···	···	0.438	11.13	91.51	136.37
20	500	20.000	508	···	···	0.469	11.91	97.83	145.70
20	500	20.000	508	XS	30	0.500	12.70	104.13	155.12
20	500	20.000	508	···	···	0.562	14.27	116.67	173.74
20	500	20.000	508	···	40	0.594	15.09	123.11	183.42
20	500	20.000	508	···	···	0.625	15.88	129.33	192.71
20	500	20.000	508	···	···	0.688	17.48	141.90	211.44
20	500	20.000	508	···	···	0.750	19.05	154.19	229.70
20	500	20.000	508	···	60	0.812	20.62	166.40	247.83
20	500	20.000	508	···	···	0.875	22.23	178.72	266.29
20	500	20.000	508	···	···	0.938	23.83	190.96	284.52
20	500	20.000	508	···	···	1.000	25.40	202.92	302.28
20	500	20.000	508	···	80	1.031	26.19	208.87	311.17
20	500	20.000	508	···	···	1.062	26.97	214.80	319.92
20	500	20.000	508	···	···	1.125	28.58	226.78	337.89
20	500	20.000	508	···	···	1.188	30.18	238.68	355.61
20	500	20.000	508	···	···	1.250	31.75	250.31	372.88

无缝钢管技术参数

TECHNICAL PARAMETERS OF SEAMLESS STEEL PIPE

Size and Weight of Seamless Roll Steel Pipe
无缝轧制钢管的尺寸和重量

ASME B36.10M-1996

Nominal Diameter 公称直径		Outside Diameter 外径		标准厚（STD）加厚（XS）特加厚（XXS）	Sch.no 管壁厚度号	Wall Thickness 壁厚		Nominal Weight 公称重量	
NPS	DN	in.英寸	mm毫米			in.英寸	mm毫米	lb/ft磅/英尺	kg/m千克/米
22	500	22.000	559	···	···	0.344	8.74	79.56	118.60
22	500	22.000	559	STD	20	0.375	9.53	86.61	129.13
22	500	22.000	559	···	···	0.406	10.31	93.63	139.50
22	500	22.000	559	···	···	0.438	11.13	100.86	150.37
22	500	22.000	559	···	···	0.469	11.91	107.85	160.68
22	500	22.000	559	XS	30	0.500	12.70	114.81	171.09
22	500	22.000	559	···	···	0.562	14.27	128.67	191.69
22	500	22.000	559	···	···	0.625	15.88	142.68	212.69
22	500	22.000	559	···	···	0.688	17.48	156.60	233.43
22	500	22.000	559	···	···	0.750	19.05	170.21	253.65
22	500	22.000	559	···	···	0.812	20.62	183.75	273.76
22	500	22.000	559	···	60	0.875	22.23	197.41	294.25
22	500	22.000	559	···	···	0.938	23.83	211.00	314.49
22	500	22.000	559	···	···	1.000	25.40	224.28	334.23
22	500	22.000	559	···	···	1.062	26.97	237.48	353.84
22	500	22.000	559	···	80	1.125	28.58	250.81	373.83
22	500	22.000	559	···	···	1.188	30.18	264.06	393.57
22	500	22.000	559	···	···	1.250	31.75	277.01	412.81
22	500	22.000	559	···	···	1.312	33.32	289.88	431.94
22	500	22.000	559	···	100	1.375	34.93	302.88	451.42
24	600	24.000	610	···	···	0.344	8.74	86.91	129.59
24	600	24.000	610	STD	20	0.375	9.53	94.62	141.12
24	600	24.000	610	···	···	0.406	10.31	102.31	152.47
24	600	24.000	610	···	···	0.438	11.13	110.22	164.37
24	600	24.000	610	···	···	0.469	11.91	117.86	175.66
24	600	24.000	610	XS	···	0.500	12.70	125.49	187.06
24	600	24.000	610	···	30	0.562	14.27	140.68	209.64
24	600	24.000	610	···	···	0.625	15.88	156.03	232.66
24	600	24.000	610	···	40	0.688	17.48	171.29	255.41
24	600	24.000	610	···	···	0.750	19.05	186.23	277.61
24	600	24.000	610	···	···	0.812	20.62	201.09	299.69
24	600	24.000	610	···	···	0.875	22.23	216.10	322.21
24	600	24.000	610	···	···	0.938	23.83	231.03	344.46
24	600	24.000	610	···	60	0.969	24.61	238.35	355.26
24	600	24.000	610	···	···	1.000	25.40	245.64	366.17
24	600	24.000	610	···	···	1.062	26.97	260.17	387.76
24	600	24.000	610	···	···	1.125	28.58	274.84	409.77
24	600	24.000	610	···	···	1.188	30.18	289.44	431.52
24	600	24.000	610	···	80	1.219	30.96	296.58	442.08
24	600	24.000	610	···	···	1.250	31.75	303.71	452.74
24	600	24.000	610	···	···	1.312	33.32	317.91	473.84
24	600	24.000	610	···	···	1.375	34.93	332.25	495.35
24	600	24.000	610	···	···	1.438	36.53	346.50	516.80
24	600	24.000	610	···	···	1.500	38.10	360.45	537.33

Size and Weight of Seamless Roll Steel Pipe
无缝轧制钢管的尺寸和重量

ASME B36.10M-1996

Nominal Diameter 公称直径		Outside Diameter 外径		标准厚（STD）加厚（XS）特加厚（XXS）	Sch.no 管壁厚度号	Wall Thickness 壁厚		Nominal Weight 公称重量	
NPS	DN	in.英寸	mm毫米			in.英寸	mm毫米	lb/ft磅/英尺	kg/m千克/米
26	600	26.000	660	STD	···	0.375	9.53	102.63	152.87
26	600	26.000	660	···	···	0.406	10.31	110.98	165.18
26	600	26.000	660	···	···	0.438	11.13	119.57	178.09
26	600	26.000	660	···	···	0.469	11.91	127.88	190.34
26	600	26.000	660	XS	20	0.500	12.70	136.17	202.72
26	600	26.000	660	···	···	0.562	14.27	152.68	227.23
26	600	26.000	660	···	···	0.625	15.88	169.38	252.24
26	600	26.000	660	···	···	0.688	17.48	185.99	276.96
26	600	26.000	660	···	···	0.750	19.05	202.25	301.10
26	600	26.000	660	···	···	0.812	20.62	218.43	325.12
26	600	26.000	660	···	···	0.875	22.23	234.79	349.62
26	600	26.000	660	···	···	0.938	23.83	251.07	373.84
26	600	26.000	660	···	···	1.000	25.40	267.00	397.49
28	700	28.000	711	STD	···	0.375	9.53	110.64	164.85
28	700	28.000	711	···	···	0.406	10.31	119.65	178.15
28	700	28.000	711	···	···	0.438	11.13	128.93	192.09
28	700	28.000	711	···	···	0.469	11.91	137.90	205.32
28	700	28.000	711	XS	20	0.500	12.70	146.85	218.69
28	700	28.000	711	···	···	0.562	14.27	164.69	245.18
28	700	28.000	711	···	30	0.625	15.88	182.73	271.21
28	700	28.000	711	···	···	0.688	17.48	200.68	298.95
28	700	28.000	711	···	···	0.750	19.05	218.27	325.06
28	700	28.000	711	···	···	0.812	20.62	235.78	351.05
28	700	28.000	711	···	···	0.875	22.23	253.48	377.58
28	700	28.000	711	···	···	0.938	23.83	271.10	403.81
28	700	28.000	711	···	···	1.000	25.40	288.36	429.44
30	700	30.000	762	STD	···	0.375	9.53	118.65	176.84
30	700	30.000	762	···	···	0.406	10.31	128.32	191.11
30	700	30.000	762	···	···	0.438	11.13	138.29	206.09
30	700	30.000	762	···	···	0.469	11.91	147.92	220.30
30	700	30.000	762	XS	20	0.500	12.70	157.53	234.67
30	700	30.000	762	···	···	0.562	14.27	176.69	263.12
30	700	30.000	762	···	30	0.625	15.88	196.08	292.18
30	700	30.000	762	···	···	0.688	17.48	215.38	320.93
30	700	30.000	762	···	···	0.750	19.05	234.29	349.02
30	700	30.000	762	···	···	0.812	20.62	253.12	376.98
30	700	30.000	762	···	···	0.875	22.23	272.17	405.54
30	700	30.000	762	···	···	0.938	23.83	291.14	433.78
30	700	30.000	762	···	···	1.000	25.40	309.72	461.38
30	700	30.000	762	···	···	1.062	26.97	328.22	488.85
30	700	30.000	762	···	···	1.125	28.58	346.93	516.90
30	700	30.000	762	···	···	1.188	30.18	365.56	544.65
30	700	30.000	762	···	···	1.250	31.75	383.81	571.75

管箍尺寸和重量

SIZES AND WEIGHT FOR COUPLING

API SPECIFICATION 5L/ISO 3183

钢管规定外径 O、D for pipes mm(in)	接箍尺寸 Sizes for coupling mm(in)				接箍理论重量 Weight for coupling Kg(1b)
	规定外径[a] O、D for coupling W[b]	规定最小长度 Min length for coupling NL[b]	规定凹槽直径 Diameter for socket Q[b]	规定承载面宽度 Width for bearing surface b	
10.3(0.405)	14.3(0.563)	27.0(1.063)	11.9(0.468)	0.8(0.031)	0.02(0.04)
13.7(0.540)	18.3(0.719)	41.3(1.625)	15.3(0.603)	0.8(0.031)	0.04(0.09)
17.1(0.675)	22.2(0.875)	41.3(1.625)	18.8(0.738)	0.8(0.031)	0.06(0.13)
21.3(0.840)	27.0(1.063)	54.0(2.125)	22.9(0.903)	1.6(0.063)	0.11(0.24)
26.7(1.050)	33.4(1.313)	54.0(2.125)	28.3(1.113)	1.6(0.063)	0.15(0.34)
33.4(1.315)	40.0(1.576)	66.7(2.625)	35.0(1.378)	2.4(0.093)	0.25(0.54)
42.2(1.660)	52.2(2.054)	69.8(2.750)	43.8(1.723)	2.4(0.093)	0.47(1.03)
48.3(1.900)	55.9(2.200)	69.8(2.750)	49.9(1.963)	2.4(0.093)	0.41(0.90)
60.3(2.375)	73.0(2.875)	73.0(2.875)	62.7(2.469)	3.2(0.125)	0.84(1.86)
73.0(2.875)	85.7(3.375)	104.8(4.125)	75.4(2.969)	4.8(0.188)	1.48(3.27)
88.9(3.500)	101.6(4.000)	108.0(4.250)	91.3(3.594)	4.8(0.188)	1.86(4.09)
101.6(4.000)	117.5(4.625)	111.1(4.375)	104.0(4.094)	4.8(0.188)	2.69(5.92)
114.3(4.500)	132.1(5.200)	114.3(4.500)	116.7(4.594)	6.4(0.250)	3.45(7.60)
141.3(5.563)	159.9(6.296)	117.5(4.625)	143.7(5.657)	6.4(0.250)	4.53(9.99)
168.3(6.625)	187.7(7.390)	123.8(4.875)	170.7(6.719)	6.4(0.250)	5.87(12.93)
219.1(8.625)	244.5(9.625)	133.4(5.250)	221.5(8.719)	6.4(0.250)	10.52(23.20)

API SPECIFICATION 5L/ISO 3183

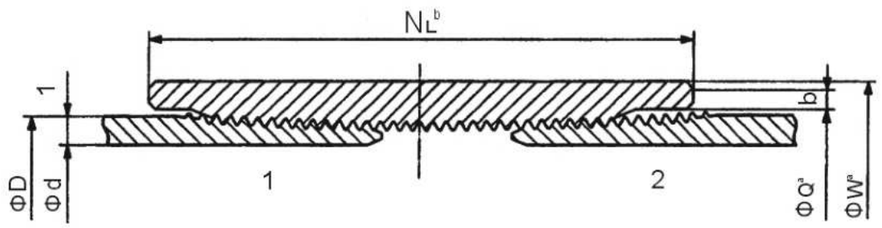

无缝钢管技术参数 TECHNICAL PARAMETERS OF SEAMLESS STEEL PIPE

无缝钢管 Seamless Steel Pipe				
合金管 Alloy pipe	Cr5Mo.(P5、STFA25、T5)15CrMo(P11、P12、STFA22)13CrMo44 12Cr1MoV P22(10CrMo 910)T91、P91、P9、T9 Wb36	GB5310 GB9948 ASTMA335/A335M ASTMA213/213M DIN17175 JISG3467 JISG3458	Φ16-824*2-100	石油、化工、电力、锅炉行业的耐高压、耐高温、耐低温、耐腐蚀用无缝钢管 The seamless steel pipe features resistance to high pressure, high/low temperature and corrosion and is used in the industries of petroleum, chemical engineering and electric power as well as boiler
高压锅炉管 High-pressure boiler pipe	20G、A106、ST45.8/III	GB5310 ASTMA106 DIN17175	Φ14-630*2-80	高压锅炉用耐热无缝钢管 Temperature-resistant seamless steel pipe for high-pressure boiler
石油裂化管，化肥设备用高压无缝管 High-pressure seamless pipe for petroleum cracking and fertilizer making equipments	20、12CrMo、15CrMo	GB9948	Φ10-530*1.5-36	石油精炼厂的炉管、热交换管、管道用无缝钢管. Boiler pipe for refinery, heat-exchanging pipe, seamless steel pipe for pipeline
	20、16Mn、Q345	GB6479	Φ18-530*3-40	化肥设备、管道 Fertilizer making equipment and pipe line
低中压锅炉管 Low-and medium-pressure boiler pipes	10、20	GB3087	Φ10-530*2-40	低中压锅炉过热用管、沸水管、机车大小烟管 Over-heat pipe for low- and medium-pressure boiler, boiling water pipe, locomotive smoke pipe (big and small)
流体管 Fluid pipe	20、Q345	GB/T8163	Φ8-630*1.0-40	流体输送 Fluid feeding
结构管 Structural pipe	10、20、35、45、16Mn、Q345B	GB/T8162	Φ6-1020*1.5-100	一般结构用 For common structure
管线管 Line pipe	B级	API 5L	Φ60-630*1.5-40	石油、天然气，工业输送气、水、油 Carrying gas, water or oil in the industries of petroleum and natural gas
液压支柱管 Hydraulic prop pipe	27SiMn	GB/T17396	Φ70-377*9-40	液压支架 液压支柱 Hydraulic support and prop
船用管 Ship pipe	410	GB/T5312	Φ14-426*1.5-45	制造船舶用耐压管、锅炉及过热器用管 Pipes for ship, boiler and over-heater

无缝钢管技术参数

TECHNICAL PARAMETERS OF SEAMLESS STEEL PIPE

美标、日标、德标钢管外径与壁厚单位mm Steel Pipe Outer Diameter and Wall Thickness Standard(Germany,USA,Japan)

NOMINAL PIPE SIZE		OUTSIDE DIAMETER			NOMINAL WALL THICKNESS														
A	B	ASME	JIS	DIN	JIS(1)	DIN(2)	SCH10	SCH20	SCH30	STD	SCH40	SCH60	XS	SCH80	SCH100	SCH120	SCH140	SCH160	XXS
15	1/2"	21.3	21.7	21.3	2.8	2.0	2.11	-	2.41	2.77	2.77	-	3.73	3.73	-	-	-	4.78	7.47
20	3/4"	26.7	27.2	26.9	2.8	2.3	2.11	-	2.41	2.87	2.87	-	3.91	3.91	-	-	-	5.56	7.82
25	1"	33.4	34.0	33.7	3.2	2.6	2.77	-	2.90	3.38	3.38	-	4.55	4.55	-	-	-	6.35	9.09
32	1.1/4"	42.2	42.7	42.4	3.5	2.6	2.77	-	2.97	3.56	3.56	-	4.85	4.85	-	-	-	6.35	9.70
40	1.1/2"	48.3	48.6	48.3	3.5	2.6	2.77	-	3.18	3.68	3.68	-	5.08	5.08	-	-	-	7.14	10.15
50	2"	60.3	60.5	60.3	3.8	2.9	2.77	-	3.18	3.91	3.91	-	5.54	5.54	-	-	-	8.74	11.07
65	2.1/2"	73.0	76.3	76.1	4.2	2.9	3.05	-	4.78	5.16	5.16	-	7.01	7.01	-	-	-	9.53	14.02
80	3"	88.9	89.1	88.9	4.2	3.2	3.05	-	4.78	5.49	5.49	-	7.62	7.62	-	-	-	11.13	15.24
90	3.1/2"	101.6	101.6	-	4.2	-	3.05	-	4.78	5.74	5.74	-	8.08	8.08	-	-	-	-	-
100	4"	114.3	114.3	114.3	4.5	3.6	3.05	-	4.78	6.02	6.02	-	8.56	8.56	-	11.13	-	13.49	17.12
125	5"	141.3	139.8	139.7	4.5	4.0	3.40	-	-	6.55	6.55	-	9.53	9.53	-	12.70	-	15.88	19.05
150	6"	168.3	165.2	168.3	5.0	4.5	3.40	4.5	-	7.11	7.11	-	10.97	10.97	-	14.27	-	18.26	21.95
200	8"	219.1	216.3	219.1	5.8	6.3	3.76	6.35	7.04	8.18	8.18	10.31	12.70	12.70	15.09	18.26	20.62	23.01	22.23
250	10"	273.0	267.4	273.0	6.6	6.3	4.19	6.35	7.80	9.27	9.27	12.70	12.70	15.09	18.26	21.44	25.40	28.58	25.40
300	12"	323.8	318.5	323.9	6.9	7.1	4.57	6.35	8.38	9.53	10.31	14.27	12.70	17.48	21.44	25.40	28.58	33.32	25.40
350	14"	355.6	355.6	355.6	7.9	8.0	6.35	7.92	9.53	9.53	11.13	15.09	12.70	19.05	23.83	27.79	31.75	35.71	-
400	16"	406.4	406.4	406.4	7.9	8.8	6.35	7.92	9.53	9.53	12.70	16.66	12.70	21.44	26.19	30.96	36.53	40.49	-
450	18"	457.2	457.2	457.0	7.9	10.0	6.35	7.92	11.13	9.53	14.27	19.05	12.70	23.83	29.36	34.93	39.67	45.24	-
500	20"	508.0	508.0	508.0	7.9	11.0	6.35	9.53	12.70	9.53	15.09	20.62	12.70	26.19	32.54	38.10	44.45	50.01	-
550	22"	558.8	558.8	-	-	-	6.35	9.53	12.70	9.53	-	22.23	12.70	28.58	34.93	41.28	47.63	53.98	-
600	24"	609.6	609.6	610.0	-	12.5	6.35	9.53	14.27	9.53	17.48	24.61	12.70	30.96	38.89	46.02	52.37	59.54	-
650	26"	660.4	660.4	-	-	-	7.92	12.70	-	9.53	-	-	12.70	-	-	-	-	-	-
700	28"	711.2	711.2	711.0	-	12.5	7.92	12.70	15.88	9.53	-	-	12.70	-	-	-	-	-	-
750	30"	762.0	762.0	-	-	-	7.92	12.70	15.88	9.53	-	-	12.70	-	-	-	-	-	-
800	32"	812.8	812.8	813.0	-	12.5	7.92	12.70	15.88	9.53	17.48	-	12.70	-	JIS G3452 ASME B36.10M JIS G3454 DIN2448 JIS G3455 DIN2458 JIS G3457				-
850	34"	863.6	863.6	-	-	-	7.92	12.70	15.88	9.53	17.48	-	12.70	-					-
900	36"	914.4	914.4	914.0	-	12.5	7.92	12.70	15.88	9.53	19.05	-	12.70	-					-
950	38"	965.2	965.2	-	-	-	-	-	-	9.53	-	-	12.70	-					-
1000	40"	1016.0	1016.0	1016.0	-	12.5	-	-	-	9.53	-	-	12.70	-					-
1050	42"	1066.8	1066.8	-	-	-	-	-	-	9.53	-	-	12.70	-					-
1100	44"	1117.6	1117.6	-	-	-	-	-	-	9.53	-	-	12.70	-	-	-	-	-	-
1150	46"	1168.4	1168.4	-	-	-	-	-	-	9.53	-	-	12.70	-	-	-	-	-	-
1200	48"	1219.2	1219.2	1220.0	-	-	-	-	-	9.53	-	-	12.70	-	-	-	-	-	-

NOTE:(1)THE WALL THICKNESS SPECIFIED IS GRADE IS GRADE FSGP OF JIS B2311:1997
(2)THE WALL THICKNESS SPECIFIED IS FOR SERIES 3 OF DIN 2605 (PART 1):02.91

石油套管技术参数 TECHNICAL PARAMETERS OF PETROLEUM BUSHING

规格 Size	外径 Outside diameter D		带螺纹和接箍名义重量 Nominal linear mass T&C		壁厚 Wall thickness t		端部加工形式 Type of end-finish												
In	Mm	In	Kg/m	Lb/ft	Mm	In	H40	J55 K55	M65	L80 C95	N80 1类、Q	C90 T95	P110	Q125	DLP 80T	DLP 110T	DLP 125T	DLP 110TT	DLP 125TT
4 1/2	114.30	4.500	14.14	9.50	5.21	0.205	S	S	S	—	—	—	—	—	—	—	—	—	—
4 1/2	114.30	4.500	15.63	10.50	5.69	0.244	—	SB	SB	—	—	—	—	—	—	—	—	—	—
4 1/2	114.30	4.500	17.26	11.60	6.35	0.250	—	SLB	LB	LB	LB	LB	LB	—	LB	LB	—	LB	—
4 1/2	114.30	4.500	20.09	13.50	7.37	0.290	—	—	LB	LB	LB	LB	LB	—	LB	LB	—	LB	—
4 1/2	114.30	4.500	22.47	15.10	8.56	0.337	—	—	—	—	—	—	LB	LB	LB	LB	LB	LB	LB
5	127.00	5.000	17.11	11.50	5.59	0.220	—	S	S	—	—	—	—	—	—	—	—	—	—
5	127.00	5.000	19.35	13.00	6.43	0.253	—	SLB	SLB	—	—	—	—	—	—	—	—	—	—
5	127.00	5.000	22.32	15.00	7.52	0.296	—	SLB	LB	LB	LB	LB	LB	—	LB	LB	LB	LB	LB
5	127.00	5.000	26.79	18.00	9.19	0.362	—	—	LB	LB	LB	LB	LB	LB	LB	LB	LB	LB	LB
5	127.00	5.000	31.85	21.40	11.10	0.437	—	—	LB	LB	LB	LB	LB	LB	LB	LB	—	LB	—
5	127.00	5.000	34.53	23.20	12.14	0.478	—	—	—	LB	LB	LB	LB	LB	LB	LB	LB	LB	LB
5	127.00	5.000	35.86	24.10	12.70	0.500	—	—	—	LB	LB	LB	LB	LB	LB	LB	—	LB	—
5 1/2	139.70	5.500	20.83	14.00	6.20	0.244	S	S	S	—	—	—	—	—	—	—	—	—	—
5 1/2	139.70	5.500	23.07	15.50	6.98	0.275	—	SLB	SLB	—	—	—	—	—	—	—	—	—	—
5 1/2	139.70	5.500	25.30	17.00	7.72	0.304	—	SLB	LB	LB	LB	LB	LB	—	LB	LB	—	LB	—
5 1/2	139.70	5.500	29.76	20.00	9.17	0.361	—	—	LB	LB	LB	LB	LB	—	LB	LB	LB	LB	LB
5 1/2	139.70	5.500	34.23	23.00	10.54	0.415	—	—	LB	LB	LB	LB	LB	LB	LB	LB	LB	LB	LB
6 5/8	168.28	6.625	29.76	20.00	7.32	0.288	S	SLB	SLB	—	—	—	—	—	—	—	—	—	—
6 5/8	168.28	6.625	35.72	24.00	8.94	0.352	—	SLB	LB	LB	LB	LB	LB	—	LB	LB	—	LB	—
6 5/8	168.28	6.625	41.67	28.00	10.59	0.417	—	—	LB	LB	LB	LB	LB	—	LB	LB	LB	LB	LB

石油套管技术参数

TECHNICAL PARAMETERS OF PETROLEUM BUSHING

规格 Size	外径 Outside diameter D		带螺纹和接箍名义重量 Nominal linear mass T&C		壁厚 Wall thickness t		端部加工形式 Type of end-finish												
In	Mm	In	Kg/m	Lb/ft	Mm	In	H40	J55 K55	M65	L80 C95	N80 1类、Q	C90 T95	P110	Q125	DLP 80T	DLP 110T	DLP 125T	DLP 110TT	DLP 125TT
6 5/8	168.28	6.625	47.62	32.00	12.06	0.475	—	—	—	LB	LB	LB	LB	LB	LB	LB	LB	LB	LB
7	177.80	7.000	25.30	17.00	5.87	0.231	S	—	—	—	—	—	—	—	—	—	—	—	—
7	177.80	7.000	29.76	20.00	6.91	0.272	S	S	S	—	—	—	—	—	—	—	—	—	—
7	177.80	7.000	34.23	23.00	8.05	0.317	—	SLB	LB	LB	LB	LB	—	—	LB	LB	—	LB	—
7	177.80	7.000	38.69	26.00	9.19	0.362	—	SLB	LB	LB	LB	LB	LB	—	LB	LB	—	LB	—
7	177.80	7.000	43.16	29.00	10.36	0.408	—	—	LB	LB	LB	LB	LB	—	LB	LB	—	LB	—
7	177.80	7.000	47.62	32.00	11.51	0.453	—	—	LB	LB	LB	LB	LB	—	LB	LB	—	LB	—
7	177.80	7.000	52.09	35.00	12.65	0.498	—	—	—	LB	LB	LB	LB	LB	LB	LB	LB	LB	LB
7	177.80	7.000	56.55	38.00	13.72	0.540	—	—	—	LB	LB	LB	LB	LB	LB	LB	LB	LB	LB
7 3/8	193.68	7.625	35.72	24.00	7.62	0.300	S	—	—	—	—	—	—	—	—	—	—	—	—
7 3/8	193.68	7.625	39.29	26.40	8.33	0.328	—	SLB	SLB	LB	LB	LB	—	—	LB	LB	—	LB	—
7 3/8	193.68	7.625	44.20	29.70	9.52	0.375	—	—	LB	LB	LB	LB	LB	—	LB	LB	—	LB	—
7 3/8	193.68	7.625	50.15	33.70	10.92	0.430	—	—	LB	LB	LB	LB	LB	—	LB	LB	LB	LB	LB
7 3/8	193.68	7.625	58.04	39.00	12.70	0.500	—	—	—	LB	LB	LB	LB	LB	LB	LB	LB	LB	LB
7 3/8	193.68	7.625	63.69	42.80	14.27	0.562	—	—	—	LB	LB	LB	LB	LB	LB	LB	—	LB	—
7 3/8	193.68	7.625	67.41	45.30	15.11	0.595	—	—	—	LB	LB	LB	LB	LB	LB	LB	LB	LB	LB
7 3/8	193.68	7.625	70.09	47.10	15.88	0.625	—	—	—	LB	LB	LB	LB	LB	LB	LB	—	LB	—
8 3/8	219.08	8.625	35.72	24.00	6.71	0.264	—	S	S	—	—	—	—	—	—	—	—	—	—
8 3/8	219.08	8.625	41.67	28.00	7.72	0.304	S	—	S	—	—	—	—	—	—	—	—	—	—
8 3/8	219.08	8.625	47.62	32.00	8.94	0.352	S	SLB	SLB	—	—	—	—	—	—	—	—	—	—

规格 Size	外径 Outside diameter D		带螺纹和接箍名义重量 Nominal linear mass T&C		壁厚 Wall thickness t		端部加工形式 Type of end-finish												
In	Mm	In	Kg/m	Lb/ft	Mm	In	H40	J55 K55	M65	L80 C95	N80 1类、Q	C90 T95	P110	Q125	DLP 80T	DLP 110T	DLP 125T	DLP 110TT	DLP 125TT
8 5/8	219.08	8.625	53.57	36.00	10.16	0.400	—	SLB	SLB	LB	LB	LB	—	—	LB	LB	—	LB	—
8 5/8	219.08	8.625	59.53	40.00	11.43	0.450	—	—	LB	LB	LB	LB	LB	—	LB	LB	—	LB	—
8 5/8	219.08	8.625	65.48	44.00	12.70	0.500	—	—	—	LB	LB	LB	LB	—	LB	LB	LB	LB	LB
8 5/8	219.08	8.625	7292	49.00	14.15	0.557	—	—	—	LB	LB	LB	LB	LB	LB	LB	LB	LB	LB
9 5/8	244.48	9.625	48.07	32.30	7.92	0.312	S	—	—	—	—	—	—	—	—	—	—	—	—
9 5/8	244.48	9.625	53.57	36.00	8.94	0.352	S	SLB	SLB	—	—	—	—	—	—	—	—	—	—
9 5/8	244.48	9.625	59.53	40.00	10.03	0.395	—	SLB	SLB	LB	LB	LB	—	—	LB	LB	—	LB	—
9 5/8	244.48	9.625	64.73	43.50	11.05	0.435	—	—	LB	LB	LB	LB	LB	—	LB	LB	LB	LB	LB
9 5/8	244.48	9.625	69.94	47.00	11.99	0.472	—	—	LB	LB	LB	LB	LB	LB	LB	LB	LB	LB	LB
9 5/8	244.48	9.625	79.62	53.50	13.84	0.545	—	—	—	LB	LB	LB	LB	LB	LB	LB	LB	LB	LB
9 5/8	244.48	9.625	86.91	58.40	15.11	0.595	—	—	—	LB	LB	LB	LB	LB	LB	LB	LB	LB	LB
10 3/4	273.05	10.750	48.73	32.75	7.09	0.279	S	—	—	—	—	—	—	—	—	—	—	—	—
10 3/4	273.05	10.750	60.27	40.50	8.89	0.350	S	SB	SB	—	—	—	—	—	—	—	—	—	—
10 3/4	273.05	10.750	67.71	45.50	10.16	0.400	—	SB	SB	—	—	—	—	—	—	—	—	—	—
10 3/4	273.05	10.750	75.90	51.00	11.43	0.450	—	SB	SB	SB	SB	SB	SB	—	—	—	—	—	—
10 3/4	273.05	10.750	82.59	55.50	12.57	0.495	—	—	SB	SB	SB	SB	SB	—	—	—	—	—	—
10 3/4	273.05	10.750	90.33	60.70	13.84	0.545	—	—	—	—	—	SB	SB	SB	—	—	—	—	—

石油套管技术参数

TECHNICAL PARAMETERS OF PETROLEUM BUSHING

规格 Size	外径 Outside diameter D		带螺纹和接箍名义重量 Nominal linear mass T&C		壁厚 Wall thickness t		端部加工形式 Type of end-finish												
In	Mm	In	Kg/m	Lb/ft	Mm	In	H40	J55 K55	M65	L80 C95	N80 1类、Q	C90 T95	P110	Q125	DLP 80T	DLP 110T	DLP 125T	DLP 110TT	DLP 125TT
10 3/4	273.05	10.750	97.77	65.70	15.11	0.595	—	—	—	—	—	SB	SB	SB	—	—	—	—	—
11 3/4	298.45	11.750	62.50	42.00	8.46	0.333	S	—	—	—	—	—	—	—	—	—	—	—	—
11 3/4	298.45	11.750	69.94	47.00	9.53	0.375	—	SB	SB	—	—	—	—	—	—	—	—	—	—
11 3/4	298.45	11.750	80.36	54.00	11.05	0.435	—	SB	SB	—	—	—	—	—	—	—	—	—	—
11 3/4	298.45	11.750	89.29	60.00	12.42	0.489	—	SB	SB	SB	SB	SB	SB	SB	—	—	—	—	—
13 3/8	339.72	13.375	71.43	48.00	8.38	0.330	S	—	—	—	—	—	—	—	—	—	—	—	—
13 3/8	339.72	13.375	81.10	54.50	9.65	0.380	—	SB	SB	—	—	—	—	—	—	—	—	—	—
13 3/8	339.72	13.375	90.78	61.00	10.92	0.430	—	SB	SB	—	—	—	—	—	—	—	—	—	—
13 3/8	339.72	13.375	101.19	68.00	12.19	0.480	—	SB	SB	SB	SB	SB	SB	—	—	—	—		—
13 3/8	339.72	13.375	107.15	72.00	13.06	0.514	—	—	—	SB	SB	SB	SB	SB	—	—	—	—	—
16	406.40	16.000	93.67	65.00	9.53	0.375	S	—	—	—	—	—	—	—	—	—	—	—	—
16	406.40	16.000	111.61	75.00	11.13	0.438	—	SB	SB	—	—	—	—	—	—	—	—	—	—
16	406.40	16.000	125.01	84.00	12.57	0.495	—	SB	SB	—	—	—	—	—	—	—	—	—	—
18 5/8	473.08	18.625	130.21	87.50	11.05	0.435	S	SB	SB	—	—	—	—	—	—	—	—	—	—
20	508.00	20.000	139.89	94.00	11.13	0.438	SL	SLB	SLB	—	—	—	—	—	—	—	—	—	—
20	508.00	20.000	158.49	106.50	12.70	0.500	—	SLB	SLB	—	—	—	—	—	—	—	—	—	—
20	508.00	20.000	197.93	133.00	16.13	0.635	—	SLB	—	—	—	—	—	—	—	—	—	—	—

生产设备

PRODUCTION

Equipment 今天的成功　明天奋斗的动力

PRODUCTION EQUIPMENT

Hydraulic pressure machine of 2500 Tons that can be used to process with a maximum 2600mm caliber

中频弯管机
Intermediate-frequency bend machine

中频推制机
Intermediate-frequency extruding machine

机加工车间 Machining workshop

大立车 Large vertical vehicle

高压管件坡口机
Sloping-machines of high-pressure pipe fittings

● 检测设备

DETECTING

Equipment 今天的成功　明天奋斗的动力

▲ 拉力试验 Tensile test

▲ 磁粉探伤 Magnetism powder flew detectors

DETECTING EQUIPMENT

▶ 光谱鉴定
Spectrum appraisal

▶ 超声波探伤
Ultrasonic flaw detectors

▶ 硬度检测
Hardness test

▶ X光射线探伤
X-ray crack detection

PRODUCT DISPLAY ● 产品展示

美标 90° 弯头（长）
ASTM L/R 90° ELBOW

美标 90° 弯头（短）
ASTM S/R 90° ELBOW

美标 45° 弯头（长）
ASTM L/R 45° ELBOW

美标 45° 弯头（短）
ASTM S/R 45° ELBOW

美标 180° 弯头（长）
ASTM L/R 180° ELBOW

美标 180° 弯头（短）
ASTM S/R 180° ELBOW

美标 管帽
ASTM CAP

美标 黑漆弯头
ASTM BLACK MATT ELBOW

德标 DIN 2605
弯头 TYPE 5-5D

德标 DIN 2605
弯头 TYPE 3-3D

德标 异径三通
DIN 2615

德标 管帽
DIN 2617

美标 等径三通
ASTM STRAIGHT TEE

美标 异径三通
ASTM REDUCING TEE

美标 同心大小头
ASTM CON REDUCER

美标 偏心大小头
ASTM ECC REDUCER

日标JIS B 2311
L/R 90° ELBOW

日标JIS B 2311
S/R 90° ELBOW

日标JIS B 2311
CON REDUCER

日标JIS B2311
STRAIGHT TEE

德标 三通
DIN 2615

德标 同心大小头
DIN 2616

德标 偏心大小头
DIN 2616

镀锌弯头 L/R 90° ELBOW
GALVANIZED PIPE-FITTINGS

管件技术参数

TECHNICAL PARAMETERS OF PIPE FITTINGS

壁厚表 GB12459 GB/T13401 Wall Thickness Schedule

公称通径 Nominal Pipe Size DN	外径 Outside Diameter D		公称壁厚 T Nominal wall Thickness														
	A 系列	B 系列	Sch5s	Sch10s	Sch20s	LG	Sch20	Sch30	STD	Sch40	Sch60	XS	Sch80	Sch100	Sch120	Sxh140	Sch160
15	21.3	18	1.6	2.1	2.6	-	-	-	-	2.9	-	-	3.6	-	-	-	4.5
20	26.9	25	1.6	2.1	2.6	-	-	-	-	2.9	-	-	4.0	-	-	-	5.6
25	33.7	32	1.6	2.8	3.2	-	-	-	-	3.2	-	-	4.5	-	-	-	6.3
32	42.4	38	1.6	2.8	3.2	-	-	-	-	3.6	-	-	5.0	-	-	-	6.3
40	48.3	45	1.6	2.8	3.2	-	-	-	-	3.6	-	-	5.0	-	-	-	7.1
50	60.3	57	1.6	2.8	3.6	-	3.2	-	-	4.0	-	-	5.6	-	-	-	8.8
65	76.1(73)	76	2.0	3.0	3.6	-	4.5	-	-	5.0	-	-	7.1	-	-	-	10.0
80	88.9	89	2.0	3.0	4.0	-	4.5	-	-	5.6	-	-	8.0	-	-	-	11.0
90	101.6	-	2.0	3.0	4.0	-	4.5	-	-	5.6	-	-	8.0	-	-	-	12.5
100	114.3	108	2.0	3.0	4.0	-	5.0	-	-	5.9	-	-	8.8	-	11.0	-	14.2
125	139.7	133	2.9	3.4	5.0	-	5.0	-	-	6.3	-	-	10.0	-	12.5	-	16.0
150	168.3	159	2.9	3.4	5.0	-	5.6	-	-	7.1	-	-	11.0	-	14.2	-	17.5
200	219.1	219	2.9	4.0	6.3	-	6.3	7.1	-	8.0	10.0	-	12.5	16.0	17.5	20.0	22.2
250	273.0	273	3.6	4.0	6.3	-	6.3	8.0	-	8.8	12.5	-	16.0	17.5	22.2	25.0	28.0
300	323.9	325	4.0	4.5	6.3	-	6.3	8.8	-	10.0	14.2	-	17.5	22.2	25.0	28.0	32.0
350	355.6	377	4.0	5.0	8.0	8.0	8.0	10.0	10.0	11.0	16.0	13.0	20.0	25.8	28.0	32.0	36.0
400	406.4	426	4.0	5.0	8.0	8.0	8.0	10.0	10.0	12.5	17.5	13.0	22.2	28.0	30.0	36.0	40.0
450	457.0	478	4.0	5.0	8.0	8.0	8.0	11.0	10.0	14.2	20.0	13.0	25.0	30.0	36.0	40.0	45.0
500	508.0	529	5.0	5.6	8.0	8.0	10.0	12.5	10.0	16.0	20.0	13.0	28.0	32.0	40.0	45.0	50.0
550	559	-	5.0	5.6	-	8.0	-	-	10.0	-	-	13.0	30.0	-	-	-	-
600	610	630	5.6	6.3	-	8.0	-	-	10.0	17.5	-	13.0	32.0	-	-	-	-
650	660	-	-	-	-	8.0	-	-	10.0	-	-	13.0	-	-	-	-	-
700	711	720	-	-	-	8.0	-	-	10.0	-	-	13.0	-	-	-	-	-
750	762	-	-	-	-	8.0	-	-	10.0	-	-	13.0	-	-	-	-	-
800	813	820	-	-	-	8.0	-	-	10.0	-	-	13.0	-	-	-	-	-
850	864	-	-	-	-	8.0	-	-	10.0	-	-	13.0	-	-	-	-	-
900	914	920	-	-	-	8.0	-	-	10.0	-	-	13.0	-	-	-	-	-
950	965	-	-	-	-	8.0	-	-	10.0	-	-	13.0	-	-	-	-	-
1000	1016	1020	-	-	-	8.0	-	-	10.0	-	-	13.0	-	-	-	-	-
1050	1067	-	-	-	-	8.0	-	-	10.0	-	-	13.0	-	-	-	-	-
1100	1118	1120	-	-	-	8.0	-	-	10.0	-	-	13.0	-	-	-	-	-
1150	1168	-	-	-	-	8.0	-	-	10.0	-	-	13.0	-	-	-	-	-
1200	1219	1220	-	-	-	8.0	-	-	10.0	-	-	13.0	-	-	-	-	-

制造标准与制造范围 manufacture's standard and manufactrue's scope

制造标准：MANUFACTURING STANDARDS

GB12459-90	钢制对焊无缝管件
GB/T13401-92 GB/14383-93	钢板制对焊管件
SH3408-96	钢制对焊无缝管件
SH3409-96	钢板制对焊管件
SH3410-96	承插焊管件
GD87-1101	火力发电厂汽水管道零件及部件典型设计
HGJ514-87	碳钢、低合金钢无缝对焊管件
SY7510-87	钢制对焊管件
ISO5251-1981(E)	Stainless steel butt-welding fittings
ISO3419-1981(E)	Non-alloy and alloy steel butt-welding fittings
ANSIB16.9(1986)	Factory-made wronght steel butt-welding fittings
ANSIB16.11(1980)	Forged steel fittings, socket-welding and threaded
ANSIB16.28(1986)	Wrought steel butt-welding short elbows and returns
ASTMA234	Elevated austenitic stainless steel and alloy steel for moderate and elevated temperatures
ASTMA403	Wrought austenitic stainless steel and alloy steel for moderate elevated temperatures
DIN2605-2642	钢制对焊无缝管件
	钢板制对焊管件
JISB2311-1982	一般配管用钢制突合溶接式管继手
JISB2312-1982	配管用钢制突合溶接式管继手
JISB2313-1982	配管用钢板制突合溶接式管继手
JISB2316-1982	配管用钢制差溶接式管继手
ANSI-GB及行业标准	平焊、对焊法兰系列产品

也可按照用户提供的图纸或标准加工

We can also produce it according to customers' drawings and standards.

材料： MATERIAL

10#、20#、20g、A3、16Mn、16MnR

Cr5Mo，15CrMo，12CrMO，12Cr1Mov，Cr2Mo，Cr9Mo，10CrMo910，15Cr1Molv，

1Cr18Ni9Ti，0Cr18Ni9，Cr25Ni20，00Cr18Ni10，00Cr17Ni14Mo2，0Cr17Ni12MoTi

ASTM A234，A403，304，304L，316，316L

各种铜、铝、钛及其合金，也可按用户提供或指定的材料生产

As for various Cu,AL,Ti and alloy materials,we can manufacture the products according to customers'materials.

制造范围：	MANUFACTURING RANGES		
弯　　头	Elbows	(钢管制pipe)	DN15-DN800
		(钢板制plate)	DN300-DN1400
		(180°)	DN40-DN400
三通、四通	Tees	(钢管制pipe)	DN15-DN500
		(钢板制plate)	DN300-DN1400
异径接头	Reducers	(钢管制pipe)	DN15-DN800
		(钢板制plate)	DN300-DN1400
管　　帽	Caps		DN32-DN2000
承插焊管件	Steel socket-welded fittings		DN15-DN80
弯　　管	Long radius bends		DN40-DN600、R≥2D
法　　兰	Flangs	锻制对焊法兰	DN15-DN600
		钢板制平焊法兰	DN15-DN1200
		钢板制法兰盖	DN15-DN1200

管件技术参数

TECHNICAL PARAMETERS OF PIPE FITTINGS

适用标准
Applicable Standards

ASME Standards
B16.9 Factory-Made Wrought Steel Butt welding Fittings
B16.28 Wrought Steel Butt welding Short Radius Elbows and Returns
B16.25 Butt welding Ends
B36.10 Welded and Seamless Wrought Steel Pipe
B36.19 Stainless Steel Pipe
ASTM Standards
A234 Piping Fittings of Wrought Carbon Steel and Alloy Steel for Moderate and high Temperature Service
A403 Wrought Austenitic Stainless Steel Piping Fittings
A420 Piping Fittings of Wrought Car bon Steel and Alloy Steel Low Temperature Service
A815 Wrought Ferritic,Ferritic/Austenitic,and Martensitic Stainless Steel Piping Fittings
MSS Standards
SP-43 Wrought Stainless Steel Butt-Welding Fittings
SP-75 High Test Wrought Butt-Welding Fittings
SP-79 Socket Welding Reducer Inserts
SP-87 Factouy-Made Butt-Welding Fittings for Class I Nuclear Piping Applications
JIS Standards
B2220 Steel Welding Pipe Flanges
B2311 Steel Butt-Welding Pipe Fittings for Ordinary Use
B2312 Steel Butt-Welding Pipe Fittings
B2313 Steel Plate Butt-Welding Pipe Fittings
G3452 Carbon Steel Pipes for Ordinary Piping
G3454 Carbon Steel Pipes for Pressure Service
G3457 Arc Welded Carbon Steel Pipes
DIN Standards
2605-1 Steel Butt-Welding Pipe Fittings;Elbows and Bends with Reduced Pressure Factor
2609 Steel Butt-Welding Pipe Fittings;Technical Delivery Conditions
2615-1 Steel Butt-Welding Pipe Fittings;Tees with Reduced Pressure Factor
2615-2 Steel Butt-Welding Pipe Fittings;Tee For Use at Full Service Pressure
2616-1 Steel Butt-Welding Pipe Fittings;Eccentric Reducers with Reduced Pressure Factor
2616-2 Steel Butt-Welding Pipe Fittings;Reducers for Use at Full Service Pressure
2617 Steel Butt-Welding Pipe Fittings;Caps
1626 Welded Circular Unalloyed Steel Tubes Subject to Special Requirement;Technical Delivery Conditions
1629 Seamless Circular Unalloyed Steel Tubes Subject to Special Requirements; Technical Delivery Conditions
17175 Seamless Tubes of Heat-Resistant Steels; Technical Conditions of Delivery
50049 Materials Testing Certificates
EN(European)Standards
10204 Inspection Documents for Metallic Products
10253-1 Butt-Welding Pipe Fittings; Wrought Carbon Steel for General Use and Without Specific Inspection Requirements

NACE Standards
MR0175 Sulfide Stress Cracking Resistant Metallic Materials for Oilfield Equipment